

3

THIRD EDITION

LET'S STUDENT BOOK GO



- R. Nakata
- K. Frazier
- B. Hoskins
- C. Graham



OXFORD

THIRD EDITION

3

LET'S
STUDENT BOOK
GO

Ritsuko Nakata
Karen Frazier
Barbara Hoskins

with songs and chants by Carolyn Graham.

OXFORD
UNIVERSITY PRESS

OXFORD
UNIVERSITY PRESS

198 Madison Avenue
New York, NY 10016 USA

Great Clarendon Street, Oxford OX2 6DP UK

Oxford University Press is a department of the University of Oxford.
It furthers the University's objective of excellence in research, scholarship,
and education by publishing worldwide in

Oxford New York

Auckland Cape Town Dar es Salaam Hong Kong Karachi
Kuala Lumpur Madrid Melbourne Mexico City Nairobi
New Delhi Shanghai Taipei Toronto

With offices in

Argentina Austria Brazil Chile Czech Republic France Greece
Guatemala Hungary Italy Japan Poland Portugal Singapore
South Korea Switzerland Thailand Turkey Ukraine Vietnam

OXFORD and OXFORD ENGLISH are registered trademarks of
Oxford University Press

© Oxford University Press 2007

Database right Oxford University Press (maker)

No unauthorized photocopying

All rights reserved. No part of this publication may be reproduced,
stored in a retrieval system, or transmitted, in any form or by any means,
without the prior permission in writing of Oxford University Press,
or as expressly permitted by law, or under terms agreed with the appropriate
copyright clearance organization. Enquiries concerning reproduction outside
the scope of the above should be sent to the ELT Rights Department, Oxford
University Press, at the address above

You must not circulate this book in any other binding or cover
and you must impose this same condition on any acquirer.

Any websites referred to in this publication are in the public domain and
their addresses are provided by Oxford University Press for information only.
Oxford University Press disclaims any responsibility for the content.

Senior Editor: Paul Phillips

Editor: Geoff Knight

Art Director: Maj-Britt Hagsted

Design Project Manager: Amelia L. Carling

Designer: Jaclyn Smith, Alicia Dorn (cover)

Art Editor: Elizabeth Blomster

Production Manager: Shanta Persaud

Production Controller: Eve Wong

Student Book:

ISBN-13: 978 0 19 439427 7

ISBN-10: 0 19 439427 1

Student Book with CD-ROM:

ISBN-13: 978 0 19 439434 5

ISBN-10: 0 19 439434 4

Student Book as pack component:

ISBN-13: 978 0 19 439441 3

ISBN-10: 0 19 439441 7

CD-ROM as pack component:

ISBN-13: 978 0 19 439559 5

ISBN-10: 0 19 439559 6

Printed in Hong Kong.

10 9 8 7 6 5 4 3 2 1

ACKNOWLEDGMENTS

Illustrators: COVER: Zina Saunders, Janet Skiles, INTERIOR: Zina Saunders: 2, 10,
20, 28, 29, 38, 46, 56; Bob Berry: 4, 12, 14, 22, 24, 30, 32, 40, 42, 48, 50, 58, 60, 64,
66, 68; Kevin Brown: 4, 26, 36, 54, 58, 61, 67, 72; Mircea Catusano: 3, 11, 25, 39;
The Chickos: 6, 17; Sarah Dillard: 29, 44, 73; Ruth Flanigan: 8, 16, 30, 43, 50, 54,
57, 61, 68; Patrick Girouard: 6, 13, 35, 42, 48, 58, 68; Sharon Harmer: 22, 30, 36,
37, 65, 70; Steve Henry: 21, 24, 32, 39, 43, 47, 71; Anthony Lewis: 12, 18, 33, 40, 44,
51, 67, 72; Eric Martin: 15, 19, 23, 37, 42, 55, 59, 73; Gustavo Mazali: 7, 16, 18, 34,
53, 60, 66, 72; Deborah Melmon: 5, 9, 23, 36, 45, 50, 57, 62; Christine Schneider:
14, 21, 31, 41, 47, 52, 55, 65; Mike Wesley: 4, 8, 18, 24, 27, 34, 41, 49, 54, 63, 69, 72;
Janet Skiles: 18, 36, 54; Jim Talbot: 2, 4, 5, 6, 7, 8, 9, 10, 12, 13, 14, 15, 16, 17, 20, 22,
24, 25, 26, 27, 28, 30, 32, 33, 34, 35, 38, 40, 42, 44, 45, 46, 48, 50, 51, 52, 53, 56, 58,
60, 62, 63

Photo Credits: Alamy: Topix, 35(boy in uniform); Corbis: Kay Nierfeld/Jepa, 71,
Robert Landau, 23(beach); Getty: Photos alyson, 19(kids on laptops); Imagine:
Bananastock, 53, 55(kids at school), Comstock, 37(kids at school), 63(group of kids),
ImagedJ, 9, Mediomages, 27; Jupiter: Pan America 19(school house); Superstock:
age fotostock, 63(backyard), George Hunter, 73(Green Gables House, Lighthouse),
Ingram Publishing 55(Irish music)

Table of Contents

Unit 1 At School	page 2
Unit 2 Places	page 10
Units 1–2 Listen and Review	page 18
Let's Read About Tony	page 19
Unit 3 My Home	page 20
Unit 4 Clothing	page 28
Units 3–4 Listen and Review	page 36
Let's Read About Megan	page 37
Unit 5 Transportation	page 38
Unit 6 Activities	page 46
Units 5–6 Listen and Review	page 54
Let's Read About Kevin	page 55
Unit 7 Occupations	page 56
Unit 8 Sports	page 64
Units 7–8 Listen and Review	page 72
Let's Read About Melissa	page 73
Syllabus	page 74
Teacher and Student Card List	page 77
Word List	page 78



Let's Start



Let's Build



Let's Read



Let's Learn



Units Review



Let's Learn More



Let's Read About





Let's Start

A. Let's talk.

CD 1
02

Oh, no! I don't have any potato chips.

I think I have some.

Really? Do you?

Yes, I do. Do you want some?

Sure. Do you want some grapes?

Yes, please. Thanks!

CD 1
03

Do you want some?

Sure.
Yes.

B. Practice the words and sentences.

CD 1
04

1. popcorn



2. candy



3. peanuts



4. crackers



CD 1
05

CD 1
06

I have some **popcorn**.
I don't have any **crackers**.

C. Let's sing.

CD 1
07




No Popcorn

I have some candy,
I have some grapes,
But I don't have any popcorn.
No popcorn, no popcorn,
I don't have any popcorn!

Do you want some grapes?
I have some, but I don't have
any popcorn.

Do you want some peanuts?
I have some peanuts, but I
don't have any popcorn.

No popcorn, no popcorn,
I don't have any popcorn.
I want some popcorn, yes, I do.
I love popcorn!
I do, too!



What does he have?

He has some chalk.




Let's Learn



A. Practice the words.

CD 1
08



1. chalk



2. tape



3. paint



4. scissors



5. glue



6. paper



7. string




8. ribbon

B. Practice the sentences.

CD 1
09

CD 1
10

▶	He	has some paper .	He	doesn't have any glue .
	She		She	



C. Practice the question and answer.

CD 1
11 

CD 1
12

What does he have?
she

He has some string.
She



D. Ask and answer.

CD 1
13 

CD 1
14



Does he have any glue?
she

Yes, he does. No, he doesn't.
she

What do they have?

They have some magnets.



Let's Learn More



A. Practice the words.

CD 1
15



1. magnets



2. calculators



3. scissors



4. colored pencils



5. rubber bands



6. push pins



7. paint brushes



8. staplers

B. Practice the sentences.

CD 1
16

CD 1
17

They have some **magnets**.
They don't have any **paint brushes**.



C. Practice the question and answer.

CD 1
18



CD 1
19

What do they have?

They have some **rubber bands**.



D. Ask and answer.

CD 1
20



CD 1
21



Do they have any **calculators**?

Yes, they do.

No, they don't.



Let's Build

A. Make sentences.

CD 1
22

He | wants some **cookies**.

She |

He | doesn't want any **crackers**.

She |

1.




ice cream




cake

2.



pizza



stew

3.



cookies



crackers

4.



peanuts



potato chips

B. Ask your partner.

CD 1
23

Do you want some **cookies**?

Yes, please!

No, thank you.





Let's Read

A. Read.

CD 1
24

Emma has a new CD. She doesn't have a CD player.



Anna has a CD player.



They can share the CD player and the CD.



B. Answer the questions.

CD 1
25

1. What does Emma have?
2. Whose CD player is it?
3. What can they share?



Let's Start

A. Let's talk.

CD 1
26











CD 1
27

Thanks for your help.
You're welcome.

B. Practice the words. Ask and answer.

CD 1
28

 1. music room	2. science room 	 3. gym	4. classroom 
5. art room 	6. lunchroom 	7. office 	8. library 



across from



between



next to

CD 1
29

CD 1
30



Where's the **lunchroom**?

It's across from the **science room**.

It's between the **art room** and the **office**.

It's next to the **art room**.

C. Let's sing.

CD 1
31



Where's the Classroom?



Where's the classroom?

It's next to the gym.

Where's the classroom?

It's next to the gym.

Where's the gym?

It's next to the classroom.

Where's the classroom?

It's next to the gym.

Where's the music room?

It's across from the art room.

Where's the art room?

It's across from the music room.

Where's the lunchroom?

It's between the art room and the office.

Where's the office?

It's across from the gym.





Let's Learn

Where was he?



He was in the pool.



A. Practice the words.

CD 1
32

this morning

now



1. in the pool



2. on the stairs



5. in the auditorium



6. in the nurse's office



3. in the computer lab



4. in the hallway



7. in the restroom



8. on the playground

B. Practice the sentences.

CD 1
33

CD 1
34

He	was in the pool this morning.
She	
He	is in the auditorium now.
She	

C. Practice the questions and answers.

CD 1
35

CD 1
36

Where was he this morning?
Where was she

He was in the pool.


She

Where is he now?
Where is she


He is in the hallway.

She is

this morning/8:00 a.m.



now/1:00 p.m.



D. Ask and answer.

CD 1
37



CD 1
38

Was he in the pool this morning?
Was she

Yes, he was.
Yes, she

No, he wasn't.
No, she

Is he in the pool now?
Is she

Yes, he is.
Yes, she

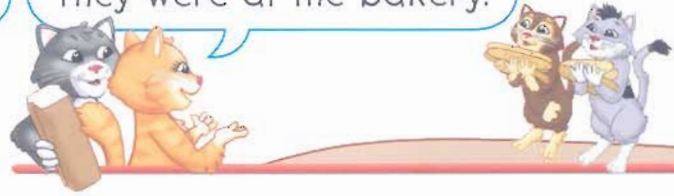
No, he isn't.
No, she

Where were they?

They were at the bakery.



Let's Learn More




A. Practice the words.

CD 1
39




1. at the bakery



2. at the clinic



3. at the factory



4. at the repair shop



5. at the bookstore



6. at the airport



7. at the train station



8. at the bus stop

B. Practice the sentence.

CD 1
40

CD 1
41

They were **at the airport** yesterday.

C. Practice the questions and answers.

CD 1
42

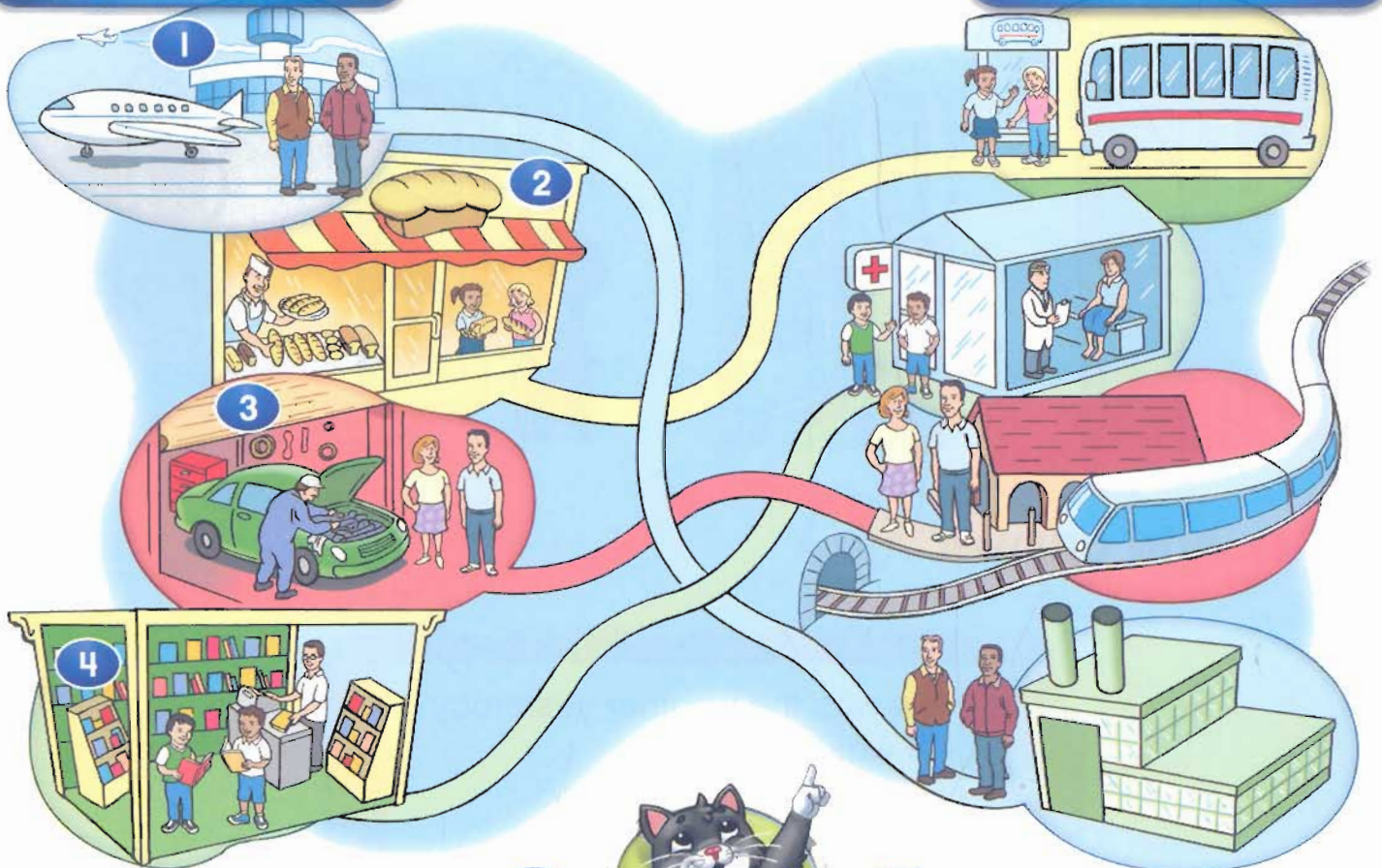
CD 1
43

Where were they yesterday?
Where are they now?

They were **at the bakery**.
They're **at the factory**.

yesterday

now



D. Ask and answer.

CD 1
44

CD 1
45

Were they **at the clinic** yesterday?

Yes, they were.

Are they **at the clinic** now?

No, they weren't.

Yes, they are.

No, they aren't.






Let's Build

A. Make sentences.

CD 1
46

It was **sunny** yesterday.
It's **rainy** today.


sunny windy
cloudy snowy
rainy



B. Ask and answer.

CD 1
47

How was the weather yesterday?
It was **windy**.
How's the weather today?
It's **sunny**.





Let's Read


A. Read.

CD 1
48

This is now a black and orange butterfly.




It was a caterpillar.



This is now a big green frog.



It was a little tadpole.



B. Answer the questions.

CD 1
49

1. What was the butterfly?
2. What was the frog?
3. Is the tadpole a frog now?
4. Was the butterfly a caterpillar?

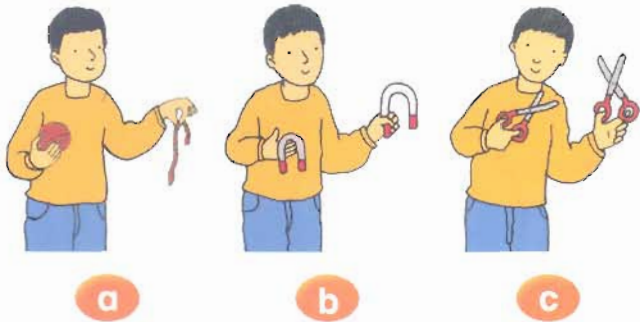


Units 1-2 Listen and Review


A. Listen and circle.

CD 1
50

1.



2.



B. Listen and circle.

CD 1
51

1.

was
is



2.

was
is



C. Listen and number.

CD 1
52



Let's Read About

Tony


CD 1
53



My name is Tony. I live in the United States. I go to a small school. There are twelve students. Every student has a laptop computer. We study English, science, and geography online.



New Words
laptop computer
online
geography



What about you?

Where do you live?

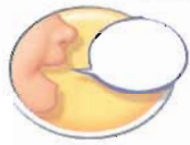
How many students are in your classroom?

Do you have a computer in your classroom?

Do you study online?

CD 1
54







Let's Start

A. Let's talk.

CD 1
55




CD 1
56

She lives in that apartment building.
Really? So do I.

B. Practice the words and sentences.

CD 1
57



CD 1
58

CD 1
59

He lives on the **third** floor.
She

C. Let's sing.

CD 1
60



Where Does He Live?

Where does he live?

On the first floor.

He lives on the first floor.

Where does she live?

On the second floor.

She lives on the second floor.

Where does he live?

On the first floor.

He lives on the first floor.

On the second floor?

No, no, no.

He lives on the first floor.





Let's Learn

Is there a kitchen in his house?

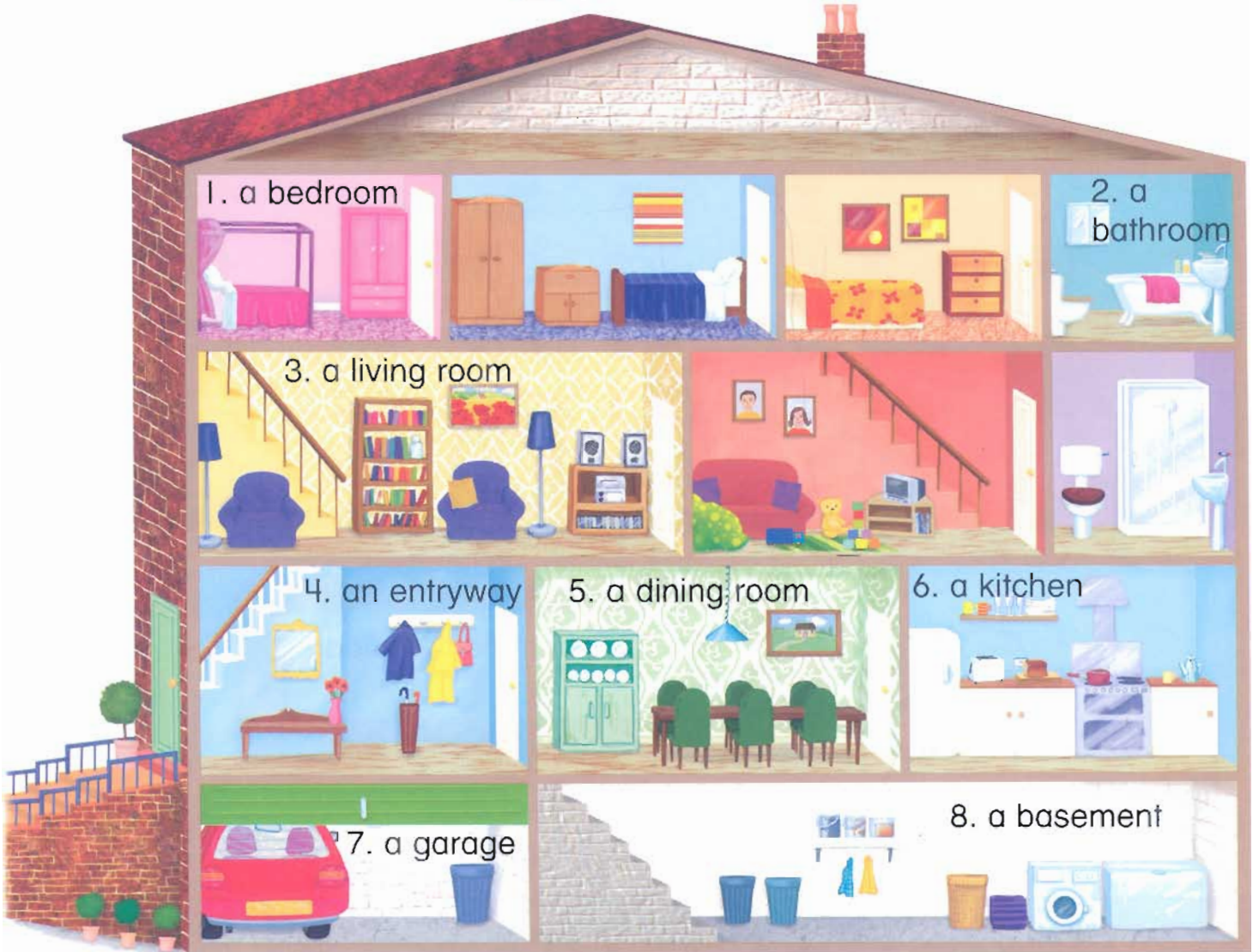


Yes, there is.



A. Practice the words.

CD 1
61



B. Practice the sentences.

CD 1
62

CD 1
63

There is a **basement** in my house.
 There are **three bedrooms** in my house.

Where's the snowboard?

It's in the bedroom.



Let's Learn More



A. Practice the words.

CD 1
67




1. a skateboard



2. a scooter



3. a unicycle



4. a sled



5. skis



6. a snowboard



7. in-line skates




8. ice skates

B. Practice the sentences.

CD 1
68

CD 1
69

The **scooter** is in the entryway.
The **skis** are in the garage.



C. Practice the questions and answers.

CD 1
70 

CD 1
71

Where is the **scooter**?
It's in the garage.

Where are the **ice skates**?
They're in the kitchen.



D. Ask and answer.

CD 1
72 



CD 1
73

Is the **unicycle** in the kitchen?

Yes, it is.

No, it isn't.

Are the **in-line skates** in the living room?

Yes, they are.

No, they aren't.



Let's Build

A. Make sentences.

CD 1
74


The books **were** under the desk.
Now they're on the bookshelf.



in next to
on between
under

Yesterday



Today



1. 
 2. 
 3. 
 4. 
 5. 
 6. 
 7. 
 8. 
- 

CD 1
75

B. Ask and answer.

Where **were** the books?
They **were** under the desk.

Where **are** they **now**?
They're on the bookshelf.



Let's Read


A. Read.

CD 1
76

Brett has a lot of pets in his house.



His lizards are in his bedroom. His birds are in the living room.



Brett walks his dogs every day after school. He really likes animals.



B. Answer the questions.

CD 1
77

1. What does Brett like?
2. Where are his lizards?
3. What does Brett do after school?



Let's Start

A. Let's talk.

CD 2
02



We want these hats, please



CD 2
03

Is this one the same?
Yes, it's the same.
No, it's different.

B. Practice the words. Ask and answer.

CD 2
04

1. striped



2. polka dot



3. plaid



4. checked



CD 2
05



CD 2
06



Which hat do you like?
I like the **striped** one.

C. Let's chant.

CD 2
07



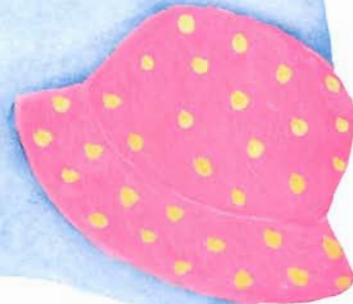
Red Plaid Hat

Which hat do you like?
I like the striped one.
Which one do you like?
I don't know.

What about this one?
It's OK, but oh! Look at that!
Look at that red plaid hat! Wow!
Look at that red plaid hat!
Look at that red plaid hat!

Which hat do you like?
I like the green one.
Which one do you like?
I don't know.

What about this one?
It's OK, but oh! Look at that!
Look at that polka dot hat! Wow!
Look at that pink polka dot hat!
Look at that polka dot hat!





Let's Learn

What's he wearing?



He's wearing a shirt.




A. Practice the words.

CD 2
08



1. a blouse



2. a skirt



3. a dress



4. a shirt



5. pants



6. shorts



7. shoes



8. socks

B. Practice the sentences.

CD 2
09

CD 2
10

He's wearing a shirt.

She's

He's not wearing shorts.

She's

1.



2.



3.



4.



C. Practice the questions and answers.

CD 2
11

CD 2
12

What is he wearing?
she

He's wearing shorts.
She's

What are they wearing?

They're wearing shirts.



D. Say these.

CD 2
13

1. They're wearing the same shirts.



2. They're wearing different skirts.



Whose shoes are these?

They're Jimmy's shoes.



Let's Learn More



A. Practice the words.

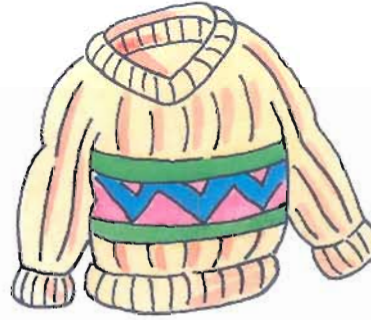
CD 2
14



1. a t-shirt



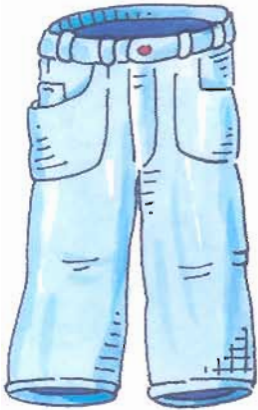
2. a jacket



3. a sweater



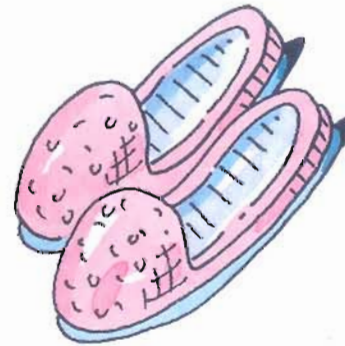
4. a sweatshirt



5. jeans



6. pajamas



7. slippers



8. boots

B. Practice the sentences.

CD 2
15

CD 2
16

This is my **sweatshirt**.
These are my **jeans**.

C. Practice the questions and answers.

CD 2
17

CD 2
18

Whose **sweatshirt** is this?
It's Amy's **sweatshirt**.

Whose **pajamas** are these?
They're Jimmy's **pajamas**.

Jimmy's = his
Amy's = her



D. Ask and answer.

CD 2
19

CD 2
20

Is this his **sweatshirt**?

Yes, it is.

No, it isn't.

Are these her **jeans**?

Yes, they are.

No, they aren't.



Let's Build

A. Say these.

CD 2
21

1. He's wearing a sweatshirt.



2. He's wearing a blue sweatshirt.



3. He's wearing a big, old, blue sweatshirt.



B. Make sentences.

CD 2
22

He's | wearing a little, new, yellow t-shirt.
She's |





Let's Read

A. Read.

CD 2
23


Matt wears a uniform to school every day.



After school, he wears the same t-shirt and shorts.



He wears different pajamas every night. Tonight he is wearing his new green and purple ones.



B. Answer the questions.

CD 2
24

1. What does Matt wear to school every day?
2. Does he wear different t-shirts and shorts after school?
3. What does he wear at night?



Units 3-4 Listen and Review

A. Listen and circle.

CD 2
25

1.



a



b



c

2.



a



b



c

3.



a



b



c

4.



a



b



c

B. Listen and number.

CD 2
26



Let's Read About

Megan

CD 2
27



My name is Megan. I live in New Zealand. My brother and I go to the same school. Our summer vacation is in December and January. We like to go to the beach.

New Words
beach
summer vacation



What about you?

Where do you live?

Is your summer vacation in December and January?

Do you like to go to the beach?

CD 2
28



Let's Read About Megan



Let's Start

A. Let's talk.

CD 2
29



CD 2
30

This is going to be fun.
I can't wait!

B. Practice the words. Ask and answer.


CD 2
31

1. train/5:30 p.m.

2. bus/11:45 a.m.

3. plane/8:20 p.m.

4. boat/10:05 a.m.



CD 2
32

CD 2
33

What time does the train leave?
It leaves at **5:30 p.m.**

C. Let's sing.

CD 2
34



What Time Does the Train Leave?

What time does the train leave?

It leaves at ten p.m.

Ten in the evening, ten in the evening,

The train leaves at ten p.m.

What time does the plane leave?

It leaves at five-thirty a.m.

Five-thirty in the morning,

It leaves at five-thirty a.m.

What time does the bus leave?

It leaves at eight-thirty a.m.

Eight-thirty in the morning,

It leaves at eight-thirty a.m.





Let's Learn

Does he ever take a train to school?



Yes, he does.



A. Practice the words.

CD 2
35



1. take a bus



2. take a train




3. take a taxi



4. take a subway



5. ride a bicycle



6. walk

B. Practice the sentences.

always = 100%

M	T	W	Th	F
<input checked="" type="checkbox"/>	<input checked="" type="checkbox"/>	<input checked="" type="checkbox"/>	<input checked="" type="checkbox"/>	<input checked="" type="checkbox"/>

never = 0%

M	T	W	Th	F
<input type="checkbox"/>	<input type="checkbox"/>	<input type="checkbox"/>	<input type="checkbox"/>	<input type="checkbox"/>

CD 2
36

CD 2
37

I always take a bus to school.
I never ride a bicycle to school.

C. Practice the questions and answers.


CD 2
38

CD 2
39

Does he ever **walk** to school?
| she


Yes, he does.
| she

No, he doesn't.
| she



D. Say these.

CD 2
40





Let's Learn More

Does he ever fly an airplane at work?



Yes, he does.

CD 2
41

A. Practice the words.



1. drive a police car



2. drive a fire engine



3. drive a truck



4. drive a car



5. drive a tractor



6. ride a motorcycle



7. fly an airplane



8. fly a helicopter

B. Practice the sentences.

usually = 80%

M	T	W	Th	F
<input checked="" type="checkbox"/>	<input checked="" type="checkbox"/>	<input checked="" type="checkbox"/>	<input checked="" type="checkbox"/>	<input type="checkbox"/>

sometimes = 40%

M	T	W	Th	F
<input checked="" type="checkbox"/>	<input checked="" type="checkbox"/>	<input type="checkbox"/>	<input type="checkbox"/>	<input type="checkbox"/>

CD 2
42

CD 2
43

He usually flies an airplane at work.
 She
 He sometimes flies a helicopter at work.
 She

drive → drives
 ride → rides
 fly → flies

1. 80%

2. 40%

3. 40%

4. 80%













C. Practice the questions and answers.

CD 2
44

CD 2
45

Does he ever drive a fire engine at work?
 she

Yes, he usually drives a fire engine at work.
 she sometimes

	40%	80%
1. 		
2. 		
3. 		
4. 		


D. Say these.

CD 2
46

1. He usually takes a train to work.
 Sometimes he drives a car.



2. She usually rides a motorcycle to work.
 Sometimes she takes a taxi.





Let's Build


A. Make sentences.

CD 2
47

He	always	plays baseball at the park.
She		
They		play baseball at the park.

always = 100%
usually = 80%
sometimes = 40%
never = 0%

1. play baseball/
the park




2. talk on the telephone/
school



3. do homework/
the kitchen



4. sing a song/
the zoo



5. speak English/
home



6. watch TV/
the library



B. Let's chant.

CD 2
48



He Always Plays Baseball in the Bathroom

He always plays baseball in the bathroom.
He usually does his homework at the zoo.
Sometimes he sings on the telephone.
But he never, never sings to you.

She always plays soccer in the kitchen.
She usually does her homework in a tree.
Sometimes she dances with her elephant.
But she never, never dances with me.





Let's Read

A. Read.

CD 2
49

Officer Smith always goes to work at night. He usually flies a helicopter.



He sometimes eats pizza at work.
He never drinks milk.

Officer Smith comes home in the morning. He always takes a bath and goes to bed.



B. Answer the questions.

CD 2
50

1. When does Officer Smith go to work?
2. What does he eat at work?
3. Does he go to bed at night?



Let's Start

A. Let's talk.

CD 2
51



CD 2
52

Have fun!
Thanks. See you later.

B. Practice the words. Ask and answer.

CD 2
53

1. a concert



2. a movie



3. an amusement park



4. a water park



CD 2
54

CD 2
55

Where are you going?
I'm going to a concert.

C. Let's chant.

CD 2
56



Where Are You Going?

Where are you going?
I'm going to a movie.
How about you?
Are you going to the zoo?
No, I'm not.
I don't like the zoo.
I'm going to a movie.
I am, too!

Are you going to a concert?
No, I'm not.
Are you going to the park?
No, I'm not.
Are you going to the library?
No, I'm not.
I'm going to a movie.
I am, too!





What do you do on the weekend?

Let's Learn



I usually play with friends.



A. Practice the words.

CD 2
57



1. go to a pet store



2. go bowling



3. go shopping



4. watch movies



5. play with friends



6. clean my room



7. sleep late



8. stay home

B. Practice the sentences.

CD 2
58

CD 2
59

I	always	clean my room on the weekend.
	usually	
	sometimes	
	never	

always = 100%
usually = 80%
sometimes = 40%
never = 0%

C. Practice the questions and answers.




CD 2
60

CD 2
61

What does he do on the weekend?
she

He	always	goes bowling.
She	usually	
	sometimes	
	never	

go → goes
watch → watches



D. What about you?

CD 2
62

1. What do you always do on the weekend?
2. What do you usually do on Saturdays?
3. What do you sometimes do on Sundays?
4. Do you ever sleep late on Mondays?

When does he read e-mail?

He usually reads e-mail before school.



Let's Learn More



A. Practice the words.

CD 2
63



1. play tennis



2. read e-mail



3. do gymnastics



4. study English



5. do homework



6. practice karate

B. Practice the sentences.

CD 2
64

CD 2
65



▶	I	always	play tennis	before	school.	
		usually				after
		sometimes				
		never				

C. Practice the questions and answers.

CD 2

66

CD 2

67

When does he do gymnastics?

she

He

always

does gymnastics

before

school.

She

usually

sometimes

never

play → plays
 read → reads
 do → does
 study → studies
 practice → practices

before school

after school

1.



80%

2.



100%

3.



40%



4.



0%

5.



40%

6.



80%

7.



0%



8.



100%



D. Ask and answer.

CD 2

68

CD 2

69

Does he ever practice karate before school?
 after

Yes, he does.
 No, he doesn't.



Let's Build

A. Practice the sentences.

CD 2
70

He | **always** studies English on Saturdays.
 She |
 They **usually** play tennis in the afternoon.

always = 100%
 usually = 80%
 sometimes = 40%
 never = 0%



1. on Saturdays



2. in the afternoon



3. on Sundays



4. in the evening



5. in the morning



6. at night

B. Ask and answer.

CD 2
71



When does | **he** | study English?
 | **she** |

He | studies English on Saturdays.
 She |

When do they do homework?

They do homework in the morning.



Let's Read


A. Read.

CD 2
72

Julie is a busy girl. She leaves her house every morning at 6:00 a.m.



Before school, she goes to swim practice.



After school, she studies English.



On Sundays, she's free. Usually she stays home.



B. Answer the questions.

CD 2
73

1. When does Julie leave her house?
2. What does she do before school?
3. When is she free?

Saturday	
9 a.m.	swim practice
10 a.m.	math class $\frac{2}{2}$ $\frac{+2}{4}$
11 a.m.	soccer practice
12 p.m.	
1 p.m.	movies
2 p.m.	
3 p.m.	homework
busy	



swim practice

Sunday	
9 a.m.	
10 a.m.	
11 a.m.	
12 p.m.	
1 p.m.	
2 p.m.	
3 p.m.	
free	



Units 5-6 Listen and Review

A. Listen and circle.

CD 2
74



a b c



a b c



a b c



a b c



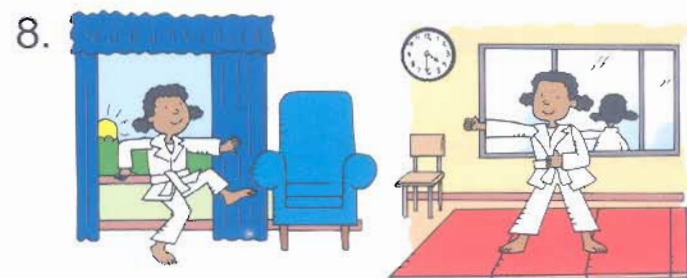
a b c



a b c



a b



a b

Let's Read About

Kevin

CD2
75




My name is Kevin. I live in Ireland. My family likes music. My father plays the accordion. My mother plays the harp. I play the fiddle. My sister dances. We practice every day.



New Words

accordion
harp
fiddle




What about you?

CD2
76

Do you like music?

Do you ever practice after school or on the weekend?

Can you play a fiddle?





Let's Start

A. Let's talk.

CD 3
02

What does your father do?



My mother's an office worker.



CD 3
03

What does an office worker do?
I'm not sure.

B. Practice the words. Ask and answer.

CD 3
04

1. a pilot



2. a zookeeper



3. an astronomer



4. a baseball player



CD 3
05

CD 3
06

What does your father do?

mother

do?

He's a pilot.

She's

C. Let's sing.

CD 3
07



What Does Your Father Do?

What does your father do?

He's a pilot.

What does your mother do?

She's an astronomer.

What does your brother do?

He's an office worker.

What does an office worker do?

I'm not sure.





Let's Learn

What's his job?



He's a photographer.



A. Practice the words.

CD 3
08




1. a veterinarian



2. a mechanic



3. a salesclerk



4. a factory worker



5. a photographer



6. a fisherman

B. Practice the sentence.

CD 3
09

CD 3
10


He's | a veterinarian.
She's |

C. Practice the question and answer.

CD 3
11

CD 3
12

What's his job? He's a veterinarian.
her She's



What does a fisherman do?

A fisherman catches fish.



Let's Learn More



A. Practice the words.

CD 3
13




1. help animals



2. fix cars



3. sell things



4. make things



5. take pictures



6. catch fish

B. Practice the sentence.

CD 3
14

CD 3
15

A photographer **takes** pictures.







help	→	helps
fix	→	fixes
sell	→	sells
make	→	makes
take	→	takes
catch	→	catches







C. Practice the question and answer.

CD 3
16

CD 3
17

What does a salesclerk do?
A salesclerk **sells things**.

1.  2.  3.  4.  5.  6. 

D. Say these.

CD 3
18

1. A mechanic fixes cars in a garage.



2. A salesclerk sells things in a store.





Let's Build

A. Play a game. What's my job?

CD 3
19

I work in a store. I sell things. What's my job?


I wear a uniform. I drive a police car. What's my job?

You're a salesclerk!

You're a police officer!

START

FINISH





Let's Read


A. Read.

CD 3
20

Maya is an animal photographer. She takes pictures of animals every day.




She never takes pictures of people. She usually takes pictures outside, in parks and zoos.



people

Here she is taking a picture of a lion. Be careful, Maya!



outside

B. Answer the questions.

CD 3
21

1. What does Maya do?
2. Does she ever work outside?
3. Is she taking a picture of a tree?



Let's Start

A. Let's talk.

CD 3
22



CD 3
23

Which sport do you like more?
I like soccer more.

B. Practice the words. Ask and answer.

CD 3
24

1. football



2. track



3. basketball



4. volleyball



CD 3
25



CD 3
26

Which sports do you like?
I like **football** and **volleyball**.

C. Let's sing.

CD 3
27



I Like Sports

Football, volleyball,
Football, basketball,
Football, baseball,
Track.

Tennis, soccer,
Do you like sports?
Yes, I do.
I do, too.

Which do you like more,
football or soccer?
Which do you like more,
football or soccer?
I like soccer more.
What about you?

I like soccer more, too.



Let's Learn

Is he fast?



Yes, he is.




A. Practice the words.

CD 3
28



1. small




2. big




3. light



4. heavy



5. weak



6. strong



7. slow



8. fast

B. Practice the sentences.

CD 3
29

CD 3
30

He | was **small**. Now | he's | **big**.
 She | | | she's |

C. Practice the questions and answers.

CD 3
31

CD 3
32

Is he big?

Yes, he is.

No, he isn't.

she

she

she

Was he small?

Yes, he was.

No, he wasn't.

she


she

she


1.



2.



3.



4.



D. Say these.

CD 3
33

1. They were slow.



2. Now they're fast.





Let's Learn More

Who is faster?



The runner is faster.



A. Practice the words.

CD 3
34



1. a swimmer



2. a baseball player



3. a volleyball player



4. a runner



5. a gymnast



6. a football player

B. Practice the sentences.

CD 3
35

CD 3
36


The **swimmer** is bigger than the **gymnast**.
The **gymnast** is smaller than the **swimmer**.



1. bigger/smaller

2. stronger/weaker

3. heavier/lighter



C. Practice the question and answer.

CD 3
37

CD 3
38

Who is **stronger**?

The volleyball player is **stronger**.

1. strong

2. weak



3. heavy

4. light



5. big

6. small



big → bigger
strong → stronger

small → smaller
heavy → heavier

weak → weaker
light → lighter

D. Ask and answer.

CD 3
39

CD 3
40

Is the volleyball player **stronger**?

Yes, he is.
she is.

Is the swimmer **stronger**?

No, he isn't.
she isn't.



Let's Build

A. Make sentences.

CD 3
41

The car is **smaller** than the truck.
The truck is **bigger** than the car.

1. a car



a truck



small/big

2. a bear



a giraffe



short/tall

3. a calculator



a TV



light/heavy

4. a skateboard



a bicycle



slow/fast

5. a flower



a tree



young/old

6. a tiger



a cat



strong/weak

B. Ask and answer.

CD 3
42

Which one is **bigger**, the car or the truck?
The truck is **bigger** than the car.






Let's Read

A. Read.

CD 3
43

Jim is a skier. He likes skiing and jumping.

He was short and weak. Now he is tall and strong. He is faster, too.



Someday, Jim is going to be in the Winter Games.



B. Answer the questions.

CD 3
44

1. What does Jim like to do?
2. Is he weak?
3. Is Jim going to be in the Winter Games?



Units 7-8 Listen and Review

A. Listen and number.

CD 3
45



B. Listen and circle.

CD 3
46

1.



a



b



c

2.



a



b



c

3.



a



b

4.




a




b

5.

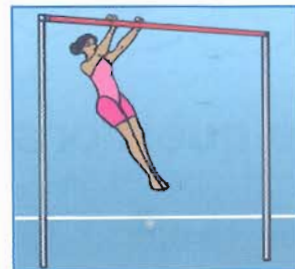


a



b

6.



a



b

Let's Read About

Melissa

CD 3
47



My name is Melissa. I live in Canada.
My mother is a tour guide. She helps
tourists. Sometimes I help my mother.
I like to help tourists, too.

New Words


tourists



What about you?

Do you want to go to Canada?
Do you ever help your mother
and father?
Do you ever help tourists?

CD 3
48



Let's Go 3 Syllabus

<h2>Unit 1 At School</h2>			
<p>Let's Start</p> <p>Do you want some? Sure. Yes. <i>Offering items with some or any</i></p> <p>I have some popcorn. I don't have any crackers <i>Talking about possessions with some or any</i></p>	<p>Let's Learn</p> <p>He/She has some paper. He/She doesn't have any glue.</p> <p>What does he/she have? He/She has some string.</p> <p>Does he/she have any glue? Yes, he/she does. No, he/she doesn't. <i>Asking and talking about possessions with some or any (singular)</i></p>	<p>Let's Learn More</p> <p>They have some magnets. They don't have any paint brushes.</p> <p>What do they have? They have some rubber bands.</p> <p>Do they have any calculators? Yes, they do. No, they don't. <i>Asking and talking about possessions with some or any (plural)</i></p>	<p>Let's Build</p> <p>He/She wants some cookies. He/She doesn't want any crackers.</p> <p>Do you want some cookies? Yes, please. No, thank you. <i>Asking and talking about wants with some or any</i></p> <p>Let's Read</p> <p>Emma has a new CD</p>
<h2>Unit 2 Places</h2>			
<p>Let's Start</p> <p>Thanks for your help. You're welcome. <i>Giving and receiving</i></p> <p>Where's the art room? It's across from the office. <i>Describing locations</i></p>	<p>Let's Learn</p> <p>Where was she this morning? She was in the pool this morning. Was she in the hallway this morning? Yes, she was. / No, she wasn't.</p> <p>Where is she now? She's on the stairs now. Is she in the hallway now? Yes, she is. / No, she isn't. <i>Asking and talking about past and current locations (singular)</i></p>	<p>Let's Learn More</p> <p>Where were they yesterday? They were at the bakery. Where are they now? They are at the bus stop.</p> <p>Were they at the clinic yesterday? Yes, they were. / No, they weren't. Are they at the clinic now? Yes, they are. / No, they aren't. <i>Asking and talking about past and current locations (plural)</i></p>	<p>Let's Build</p> <p>It was sunny yesterday. It's rainy today.</p> <p>How was the weather yesterday? It was sunny. How is the weather today? It's windy. <i>Describing past and current weather</i></p> <p>Let's Read</p> <p>Butterflies and frogs</p>
<h2>Units 1–2 Listen and Review</h2>		<h2>Let's Read About Tony</h2>	
<h2>Unit 3 My Home</h2>			
<p>Let's Start</p> <p>Where does she live? She lives in that apartment building. Really? So do I! <i>Asking where someone lives and expressing agreement</i></p> <p><i>Expressing ordinal numbers (First-Tenth)</i></p>	<p>Let's Learn</p> <p>There is a basement in my house. There are two bedrooms in my house. <i>Asking about rooms of a house</i></p> <p>There were two chairs in our bedroom. Now, there aren't any chairs in our bedroom. <i>Clarifying past and current possessions in a location</i></p>	<p>Let's Learn More</p> <p>The scooter is in the entry way. The skis are in the garage.</p> <p>Where is the scooter? It's in the garage. Where are the ice skates? They're in the bedroom.</p> <p>Is the unicycle in the kitchen? Yes, it is. / No, it isn't. Are the in-line skates in the living room? Yes, they are. / No, they aren't. <i>Clarifying location of objects</i></p>	<p>Let's Build</p> <p>The books were under the desk. Now they're on the bookshelf.</p> <p>Where were the books? They were under the desk. Where are they now? They're on the bookshelf. <i>Asking about past location of items</i></p> <p>Let's Read</p> <p>Brett's pets</p>

Unit 4 Clothing			
<p>Let's Start</p> <p>Is this one the same? Yes. It's the same. No. It's different. <i>Identifying similarities and differences (singular)</i></p> <p>Which hat do you like? I like the striped one. <i>Expressing a preference among choices</i></p>	<p>Let's Learn</p> <p>He/She's wearing a shirt. He/She's not wearing shorts.</p> <p>What is he/she wearing? He/She's wearing shorts.</p> <p>What are they wearing? They're wearing shirts. <i>Describing clothing</i></p> <p>They're wearing the same shirts. They're wearing different skirts. <i>Identifying similarities and differences (plural)</i></p>	<p>Let's Learn More</p> <p>This is my sweatshirt. These are my jeans.</p> <p>Whose sweatshirt is this? It's Amy's sweatshirt. Whose pajamas are these? They're Amy's pajamas.</p> <p>Is this his/her sweatshirt? Yes, it is. / No, it isn't. Are these his/her jeans? Yes, they are. No, they aren't. <i>Clarifying possession (singular and plural)</i></p>	<p>Let's Build</p> <p>He/She's wearing a big, old, blue sweatshirt.</p> <p>He's/She's wearing a little, new, orange t-shirt. <i>Describing clothing</i></p> <p>Let's Read</p> <p><i>Matt's clothing</i></p>
Units 3–4 Listen and Review		Let's Read About Megan	
Unit 5 Transportation			
<p>Let's Start</p> <p>This is going to be fun. I can't wait. <i>Expressing anticipation</i></p> <p>What time does the train leave? It leaves at 5:30 p.m. <i>Asking and telling about transportation schedules</i></p>	<p>Let's Learn</p> <p>I always take a bus to school. I never ride a bicycle to school.</p> <p>Does he/she ever walk to school? Yes, he/she does. No, he/she doesn't.</p> <p>We always walk to school. We never ride our bicycles. They always take a bus to school. They never take a taxi. <i>Asking about and describing daily routine</i></p>	<p>Let's Learn More</p> <p>He/She usually flies an airplane at work. He/She sometimes flies a helicopter at work.</p> <p>Does he/she ever drive a fire engine at work? Yes, he/she usually/sometimes drives a fire engine at work.</p> <p>He usually takes a train to work. Sometimes he drives a car. <i>Asking about and describing daily routine</i></p>	<p>Let's Build</p> <p>He/She always plays baseball at the park. They always play baseball at the park. <i>Describing daily routine</i></p> <p>Let's Read</p> <p><i>Officer Smith</i></p>
Unit 6 Activities			
<p>Let's Start</p> <p>Have fun. Thanks. See you later. <i>Expressions when leaving others</i></p> <p>Where are you going? I'm going to a concert. <i>Asking where someone is going</i></p>	<p>Let's Learn</p> <p>I always / usually / sometimes / never clean my room on the weekend.</p> <p>What does he/she do on the weekend? He/She always / usually / sometimes / never goes bowling.</p> <p>What about you? What do you usually do on the weekend? <i>Asking about and describing weekend activities</i></p>	<p>Let's Learn More</p> <p>When does he/she do gymnastics? He/She always / usually / sometimes / never does gymnastics before/after school.</p> <p>Does he ever practice karate before/after school? Yes, he does. No, he doesn't. <i>Asking about and describing weekday activities</i></p>	<p>Let's Build</p> <p>He/She always studies English on Saturdays. They usually play tennis in the afternoon.</p> <p>When does he study English? He studies English on Saturdays. <i>Asking about and describing regular activities</i></p> <p>Let's Read</p> <p><i>Julie is a busy girl</i></p>

Let's Go 3 Syllabus

Units 5–6 Listen and Review		Let's Read About Kevin	
Unit 7 Occupations			
<p>Let's Start</p> <p>What does an office worker do? I'm not sure. Asking about occupations Expressing uncertainty</p> <p>What does your father/ mother do? He's/She's a pilot. Asking about and identifying occupations</p>	<p>Let's Learn</p> <p>He/She's a veterinarian. What's his/her job? He/She's a veterinarian. Asking about and identifying occupations</p>	<p>Let's Learn More</p> <p>What does a salesclerk do? A salesclerk sells things. Asking about and describing an occupation</p> <p>A mechanic fixes cars in a garage. Asking about and identifying places of work</p>	<p>Let's Build</p> <p>I work in a store. I sell things. What's my job? Identifying an occupation from a description</p> <p>Let's Read</p> <p>Maya takes pictures of animals</p>
Unit 8 Sports			
<p>Let's Start</p> <p>Which sports do you like? I like football and soccer. Asking and talking about likes</p> <p>Which sport do you like more? I like soccer more. Comparing likes</p>	<p>Let's Learn</p> <p>He/She was small. Now he's/ she's big. Is he big? Yes, he is. / No, she isn't. Was he small? Yes, he was. / No, he wasn't. They were slow. Now they're fast. Describing people's current and past physical characteristics (singular and plural)</p>	<p>Let's Learn More</p> <p>The swimmer is bigger than the gymnast. Who is stronger? The volleyball player is stronger. Is the volleyball player stronger? Yes, he/she is. No, he/she isn't. Comparing people</p>	<p>Let's Build</p> <p>The car is smaller than the truck. Which one is bigger, the car or the truck? The truck is bigger than the car. Comparing objects</p> <p>Let's Read</p> <p>Jim the skier</p>
Units 7–8 Listen and Review		Let's Read About Melissa	

Teacher and Student Card List Let's Go 3

1 popcorn	50 third	99 take a bus	148 help animals
2 candy	51 fourth	100 take a train	149 fix cars
3 peanuts	52 fifth	101 take a taxi	150 sell things
4 crackers	53 sixth	102 take a subway	151 make things
5 chalk	54 seventh	103 ride a bicycle	152 take pictures
6 tape	55 eighth	104 walk	153 catch fish
7 paint	66 ninth	105 always	154 football
8 scissors	67 tenth	106 never	155 track
9 glue	58 a bedroom	107 usually	156 basketball
10 paper	59 a bathroom	108 sometimes	157 volleyball
11 string	60 a kitchen	109 drive a police car	158 small
12 ribbon	61 a living room	110 drive a fire engine	159 big
13 magnets	62 a dining room	111 drive a truck	160 light
14 calculators	63 a garage	112 drive a car	161 heavy
15 scissors	64 a basement	113 drive a tractor	162 weak
16 colored pencils	65 an entry way	114 ride a motorcycle	163 strong
17 rubber bands	66 a skateboard	115 fly an airplane	164 slow
18 push pins	67 a scooter	116 fly a helicopter	165 fast
19 paint brushes	68 a unicycle	117 a concert	166 a swimmer
20 staplers	69 a sled	118 a movie	167 a baseball player
21 music room	70 skis	119 an amusement park	168 a volleyball player
22 science room	71 a snowboard	120 a water park	169 a runner
23 gym	72 in-line skates	121 go to a pet store	170 a gymnast
24 classroom	73 ice skates	122 go bowling	171 a football player
25 art room	74 hat	123 go shopping	
26 lunchroom	75 striped	124 watch movies	
27 office	76 polka dot	125 play with friends	
28 library	77 plaid	126 clean my room	
29 across from	78 checked	127 sleep late	
30 between	79 a blouse	128 stay home	
31 next to	80 a skirt	129 play tennis	
32 in the pool	81 a dress	130 read e-mail	
33 on the stairs	82 a shirt	131 do gymnastics	
34 in the computer lab	83 pants	132 study English	
35 on the playground	84 shorts	133 do homework	
36 in the auditorium	85 shoes	134 practice karate	
37 in the hallway	86 socks	135 before school	
38 in the restroom	87 a t-shirt	136 after school	
39 in the nurse's office	88 a jacket	137 office worker	
40 at the bakery	89 a sweater	138 pilot	
41 at the clinic	90 a sweatshirt	139 zookeeper	
42 at the factory	91 jeans	140 astronomer	
43 at the repair shop	92 pajamas	141 baseball player	
44 at the bookstore	93 slippers	142 a veterinarian	
45 at the airport	94 boots	143 a mechanic	
46 at the train station	95 train	144 a salesclerk	
47 at the bus stop	96 bus	145 a factory worker	
48 first	97 plane	146 a photographer	
49 second	98 boat	147 a fisherman	

Word List

A

a 9
 an 56
 about 28
 accordion 55
 across from 11
 after 27
 afternoon 52
 airport 14
 always 40
 a.m. 13
 amusement park 47
 and 9
 animals 27
 any 2
 apartment 20
 are 15
 aren't 23
 art room 11
 astronomer 57
 at 14
 auditorium 12

B

bakery 14
 baseball 44
 baseball player 57
 basement 22
 basketball 65
 bathing suit 38
 bathroom 22
 be 38
 beach 37
 bed 45
 bedroom 22
 before 50
 between 11
 big 17
 bigger 68
 birds 27
 black 17
 blue 34
 blouse 30
 boat 39
 book 26
 bookshelf 26
 bookstore 14
 boots 32
 brother 37
 building 20
 bus stop 14
 busy 53
 but 3
 butterfly 17

C

cake 8
 calculators 6
 can 9

Canada 73

can't 38
 candy 3
 careful 63
 catch 60
 catch fish 60
 caterpillar 17
 CD 9
 CD player 9
 chair 23
 chalk 4
 checked 29
 chips 2
 classroom 11
 clean my room 48
 clinic 14
 cloudy 16
 colored pencils 6
 come 10
 computer 19
 computer lab 22
 concert 47
 cookies 8
 crackers 3

D

dances 44
 day 35
 December 37
 different 28
 dining room 22
 dress 30
 drive a car 42
 drive a fire engine 42
 drive a police car 42
 drive a tractor 42
 drive a truck 42
 do 2
 do gymnastics 50
 do homework 44
 does 4
 dogs 27
 don't 2
 drinks 45

E

eats 45
 eighth 21
 elephant 44
 English 19
 entryway 22
 evening 39
 ever 41
 every 19
 excuse 10

F

factory 14
 factory worker 58
 family 55
 fast 66
 faster 71
 father 55
 feed 62
 fiddle 55
 fifth 20
 first 21
 fisherman 58
 fix 60
 fix cars 60
 fixes 60
 flies 42
 floor 20
 fly a helicopter 42
 fly an airplane 42
 football 64
 football player 68
 for 10
 fourth 21
 free 53
 frog 17
 fun 38

G

garage 22
 geography 19
 girl 53
 glue 4
 go 19
 go bowling 48
 go shopping 48
 go to a pet store 48
 goes 49
 goes to bed 45
 going 10
 grapes 2
 grandmother's 20
 green 17
 gym 10
 gymnast 68

H

hallway 12
 harp 55
 hat 28
 have 2
 has 8
 he 4
 heavy 66
 heavier 68
 help 10
 help animals 60

her 23
 here 10
 his 23
 home 45
 house 20
 how 16
 how many 19

I

I 2
 ice cream 8
 ice skates 24
 I'm 10
 in 12
 in-line skates 24
 Ireland 55
 is 12
 isn't 13
 it 9
 it's 16

J

jacket 32
 January 37
 jeans 32
 job 58

K

kitchen 22
 know 29

L

laptop 19
 later 46
 leave 38
 leaves 38
 library 11
 light 66
 lighter 68
 likes 27
 little 17
 live 19
 living room 22
 lizards 27
 look 29
 lot 27
 love 3
 lunchroom 11

M

magnets 6
 make 60
 make things 60
 me 10
 mechanic 58
 milk 45
 Mondays 49
 more 64
 morning 12
 mother 55

movie 47
 music 55
 music room 11
 my 19

N

name 19
 never 40
 new 9
 New Zealand 37
 next to 10
 night 35
 ninth 21
 no 2
 now 10
 nurse's office 12

O

office 10
 office worker 56
 oh 2
 OK 29
 old 34
 on 12
 one 28
 online 19
 orange 17
 our 23
 outside 63

P

paint 4
 paint brushes 6
 pajamas 32
 pants 30
 paper 4
 park 44
 peanuts 3
 people 63
 pets 27
 photographer 58
 pilot 56
 pizza 8
 plaid 29
 plane 39
 play 51
 play baseball 44
 play with friends 48
 play tennis 50
 playground 12
 please 2
 p.m. 13
 police car 62
 police officer 62
 polka dot 29
 pool 12
 popcorn 3
 potato chips 2
 practice 51
 practice karate 50

purple 35
 push pins 6

R

rainy 16
 read 51
 read e-mail 50
 really 2
 red 28
 repair shop 14
 restroom 12
 ribbon 4
 ride a bicycle 40
 ride a motorcycle 42
 rubber bands 6
 runner 68

S

salesclerk 58
 same 28
 Saturdays 49
 school 19
 science 19
 science room 11
 scissors 4
 scooter 24
 second 20
 see 46
 sell 60
 seventh 21
 sixth 21
 share 9
 she 4
 shirt 30
 shoes 30
 short 70
 shorts 30
 sing a song 44
 sister 55
 skateboard 24
 skier 71
 skiing 71
 skirt 30
 skis 24
 sled 24
 sleep late 48
 slippers 32
 slow 66
 small 19
 smaller 68
 snowboard 24
 snowy 16
 so 20
 soccer 44
 socks 30
 some 2
 someday 71
 sometimes 42
 speak English 44
 sports 64
 stairs 12
 staplers 6

stay home 48
 stew 8
 string 4
 striped 29
 store 61
 strong 66
 stronger 68
 students 19
 study 19
 studies 51
 study English 50
 summer 37
 Sundays 49
 sunny 16
 sure 2
 sweater 32
 sweatshirt 32
 swim practice 53
 swimmer 68

T

tadpole 17
 take 60
 take a bus 40
 take a subway 40
 take a taxi 40
 take a train 40
 take pictures 60
 takes a bath 45
 talk on the telephone 44
 tall 70
 tape 4
 tennis 65
 tenth 21
 thanks 2
 thank you 8
 that 20
 the 9
 there 10
 these 28
 they 6
 they're 15
 things 60
 think 2
 third 21
 this 12
 time 38
 to 10
 today 16
 tonight 35
 too 3
 tour guide 73
 tourists 73
 track 65
 train 38
 train station 14
 tree 44
 t-shirt 32
 twelve 19
 two 22

U

under 26
 uniform 35
 United States 19
 usually 42

V

vacation 37
 veterinarian 58
 volleyball 65
 volleyball player 68

W

wait 38
 walk 40
 walks 27
 want 2
 was 12
 wasn't 13
 watch 49
 watch movies 48
 watch TV 44
 watches 49
 water park 47
 we 19
 weak 66
 weaker 68
 wearing 30
 wear 35
 weather 16
 weekend 48
 welcome 10
 were 14
 what 5
 where 20
 where's 10
 which 28
 who 69
 whose 9
 windy 16
 Winter Games 71
 with 10
 work 42
 wow 29

Y

yes 2
 yesterday 14
 you 2
 young 70
 your 10

Z

zoo 44
 zookeeper 57

LET'S GO


THIRD EDITION

Major **New** Edition
of our best-selling
children's course!



Bigger, Brighter, Better Than Ever!

- ★ More vocabulary and language to help students communicate in English
- ★ More review to recycle and recombine language
- ★ New songs, chants, and activities
- ★ A fresh, new look with bright warmth and fun that everyone loves!



- Student Book
- Student Book with CD-ROM
- Audio CD
- Workbook
- Skills Book with Audio CD
- Teacher's Book
- Teacher Cards and Student Cards
- Readers
- Tests and Quizzes
- Phonics Books

Check online at
www.oup.com/elt/letsgo
for additional materials and fun!

To order Oxford University Press publications, please see our latest catalog or contact your local Oxford office or sales representative.

OXFORD
UNIVERSITY PRESS

www.oup.com



ISBN 978 0 19 439427 7



9 780194 394277